



SUMMER TERM 2 - 2026



Week 1&2

WB: 01/06/26

Summer



Week 3

WB: 15/06/26

Assessments



ENDLESS


SUMMER

ADVENTURES

Week 4&5

WB: 22/06/26

Holidays



SUMMER

PSED

Children will be sharing their favourite summer activity with the other children during circle time. Children will take turns to speak & listen to each other by passing around a soft toy around the circle.



C&L

Take some time to pay attention and really listen to the sounds of summer. Play a pretend sleeping game where the children lie down quietly and concentrate on the sounds they can hear around them. Ask the children what they could hear and encourage them to describe the sounds using longer sentences and a wider range of vocabulary. Which sounds are natural, quiet or loud sounds? Try playing the game in different areas to get different experiences.



PD

Ask the children to use their imagination to draw what they associate with Summer. Provide them with visual aid such as pictures of summer clothing, weather changes and animals. Let children create their own pictures and discuss with them that they have drawn and what it represents for them



Literacy

Discuss the importance of protecting from the sun during the hot summer days. Ask the children to cut out all the sun safety items and stick them inside the suitcase. Afterwards, ask them to name all the items in the suitcase and discuss how it will protect them.

Maths

Look at capacity. Pour water using a measuring jug and containers



UW

Summer flowers.
Provide a tray of summer flowers along with magnifying glasses. Invite children to look closely at the flowers and draw pictures of what they can see.

EAD

Bubble Painting
Talk with children about the summer colours.
Use 5 summer paint colours.
Let children wear bubble wrap on their feet and let them walk freely on a long white paper





HOLIDAYS



PSED

Children will be talking about holiday experiences. Look through travel brochures & discuss what would make them happy in their holiday.

C&L

Children will be talking about & looking at what we can see at the sea side.

PD

- Children will be:
- making postcard pictures of seaside resorts & hotels.
 - making large clockwise and anticlockwise movements to create some summer-themed big art.

UW

Children will be: "What to pack for a seaside holiday?" Getting a bag ready with cap, sunglasses, sun cream, slippers, bath towel, swimming costume etc & have a discussion.



Maths

- Children will be:
- grouping sea shells by their shape e.g big & small.
 - counting objects 1-20
 - matching numerals to quantity 1-10.

Literacy

- Children will be:
- making post cards.
 - looking at various holiday brochures

EAD

- Children will be:
- making a passport book.
 - exploring paints using coloured ice cubes.



Vacation

HOLIDAY!

Best Travel

Best Trip

