


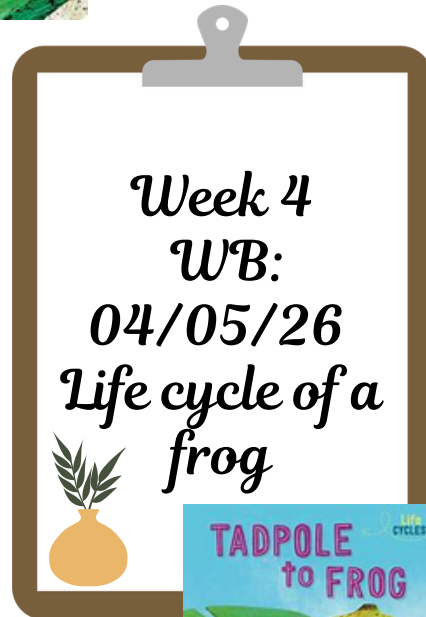
Summer Term 1 - 2026



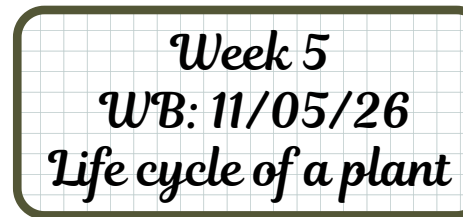
Week 1&2
WB:
13/04/26
Spring



Week 3
WB:
27/04/26
Life cycle of a
butterfly






Week 4
WB:
04/05/26
Life cycle of a
frog



Week 5
WB: 11/05/26
Life cycle of a plant



Week 6
WB: 18/05/26
Hajj



PSED

Spring Chit Chat

Have a discussion about Spring with opportunities for lots of vocabulary and questioning.



C&L

Spring Observation

Take a Spring signs checklist to Brocks Hill and tick off what we can see!
Lots of language opportunity

PD

Observational Drawing

Observe real life flowers and draw your own version. Little artists will emerge!



EAD

Tulip Fork Painting

Using a fork, press the back into some paint and press it onto the paper to make tulip petals!



Literacy

Little Baa Story

Discuss the story and ask children to open up about their own childhood



UW

Green fingers!

Planting cress seeds! We are going to plant some cress seeds to learn about how plants grow!



Maths

Vegetable weights

Using our hands we are going to lift some vegetables and estimate which is heavier!

Life cycle of a Butterfly



PSED

Butterfly Books!

Story of the sad caterpillar who wanted to fly. Let's discuss emotions the caterpillar might have felt

C&L

Story Sequencing

Let's read The very Hungry Caterpillar! Can we order the story to find the beginning, middle and end?

PD

Butterfly life cycle cut and stick activity.

Children will work on their cutting skills as well as practising the life cycle.



UW

Let's learn Life Cycles!

Sequencing life cycle picture cards to check our understanding of the order in which changes occur

EAD

Super Symmetry

Paint a pattern on one half of the paper - fold, press and release to see your spectacular symmetrical design!

LITERACY


Caterpillar Songs

Let's sing 'There's a tiny caterpillar on a leaf' to learn about the life cycle of a Butterfly!

MATHS

Super Subitising

Using leaf cut outs and caterpillars let's subitise 1, 2 and 3. See if you can choose the correct numeral card too!



Life cycle of a frog

PSED

Reading!

Children will be reading 'little frog and the spring polliwog' in small groups.

C&L

Non - Fiction Books

Listen to and talk about Non - Fiction books about Frogs and their life cycles!

PD

Frog Leap!

Let's jump on the paper lily pads in the playground. Be careful of the water!

EAD

Colour mixing!

Children will be exploring colour mixing activity

LITERACY

Phonics clap!

Clap out the syllables in the words related to the life cycle of a frog!

UW

Life cycle photos

Discuss the photos of the life cycle and encourage children to talk about each stage.

MATHS


Sequencing Frogs

Cut and paste the life cycle stages in the correct order.





Life cycle of a Plant




PSED

Children will be sequencing plant life cycle pictures.

C&L

“A seed is sleepy” story

Discuss the story with the children.



PD

Growing Cress seeds

Children to plant cress seeds in a planting pot and then watering them using the watering can independently.



Literacy

After listening to ‘A seed is sleepy’ story, discuss as a group the facts and the description of seeds that makes specific fruits to grow. Encourage to wait for their turn and to use new vocabulary..



Maths

Children will be counting, sorting & comparing seeds or seed pictures, talking about which groups have more or fewer..

UW

Children will be sequencing the life cycle of a plant e.g. Sprout –Plant- Flower.

EAD

Shakers!

Children will be making their own shakers using a selection of seeds.



HAJJ



PSED

Children will be learning about the significance of Hajj in Islam.


C&L

Children will be reading various Hajj stories:

- Zahir & Jamal go for Hajj
- Tell me about Hajj

PD

Observational drawing of kaaba.



LIT

Children will be creating a 'Hajj pass' and encourage children to write their names.

MATHS

Children to select a number card and pick out the corresponding number of 'stones' to match.
Build 'pillars' using blocks and encourage children to talk about which 2d shape the pillar is similar to. Prompt children to discuss the names of the shapes with each other.

UW

Children will have a go at making a Kaaba with a cube box. Talking to the children about the history of The Holy Kaaba. Old and New ka 'aba. Map of Ka'aba

EAD

Children will have a go at 'Hajj roleplay'

