


# Spring Term 1 - 2026




Week 1&2 WB:  
05/01/26  
Winter



Week 3&4  
WB: 19/01/26  
Light & Dark



Week 5&6  
WB: 02/02/26  
Dinosaurs







# Hello WINTER



## C&L

Teach children the winter vocabulary such as, 'cold, freezing, snow, frost, frozen, slippery and chilly' using pictures.

## PSED

Winter Walk - Using a winter wonder checklist, go on a walk to the park and tick off everything you can see on and off the list

## PD

Cut and stick winter clothing activity.

## LITERACY

The Gruffalos Child - Read the Story to children, explain the 5 key print concepts. Discuss the story, extending vocabulary.

## UW

Exploring ice with winter animals frozen inside. As a group discuss what the children can feel (hot/cold) and the animals that they can see.



## EAD

Children will be singing '5 Little Snowmen' Nursery rhyme using props

## MATHS

### Snowballs counting

Write the numbers 1- 5 on each pair of A5 paper. Place a basket full of snowballs in the middle. Use the tweezers to put the correct number of snowballs on each piece of paper.







## C&L

Children will be playing a listening and attention game. Place a number of light and dark themed items on a tray and cover with a blanket. You could use a battery-operated tea light, a torch, a plastic star, a small world owl and a small world bed. Discuss and name the items. Then, secretly remove one of the objects. Can the children say which one has been removed?

## Literacy

Children will select a picture and match it to the correct shadow.

Children will test theories and learn from trial and error.

light dark



## PD

On a paper plate draw a line in the middle for day and night. Children can cut around pictures of what they can do during the day and night time.

## Maths

Children will be sequencing day and night routine cards. Using first, next and last prompt words to place the routine in order.

## EAD

Children will be talking about their bedtime routine and what clothes they wear in the evening/ at night.

We will be discussing colours of our pyjamas and creating our very own pair using collage materials.



## PSED

During circle time, discuss dreams that the children may have had when asleep. Encourage the children to share their favourite dreams with the group and talk about how they made them feel, for example 'the dream made me excited because...'. They may also like to share worries about the dark or dreams, which could be discussed as a group or individually.

## UW

Children will be exploring different materials indoors in the dark and in the sunlight when outdoors e.g – playing with shadows.




## PSED

Children will be using a 'talking object' during a circle time, such as a soft toy dinosaur. They will pass it around the circle and discuss how they might feel if they saw a real dinosaur.



## C&L

Children will be reading the story 'Hide - a - Saurus' in small groups. They will also talk about the illustrations & what happens in the story.



## PD

Children will be making Dinosaurs using playdough cutters and salt playdough. Once dry, children can paint them using various colours.

## Literacy

Children will be Singing dinosaur songs and rhymes, "WE ARE THE DINOSAURS" "FIVE DINOSAURES STAMPING."




## Maths

Children will be comparing the sizes of dinosaurs using cubes. They will count the cubes and make comparisons.

## UW

Children will be making chocolate cornflake dinosaur nests, complete with mini chocolate 'dinosaur' eggs. A lovely way of exploring the changes that take place when melting chocolate.



## EAD

Children will be painting a dinosaur template. Whilst painting the children will talk about their process. They will explore colours and colour mixing.

