

July 2025



Things you can do at home with your child to support their learning at Nursery

SUN

MON












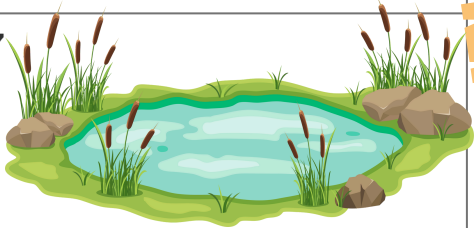
TUE

WED

THU

FRI

SAT

		1 Transition Day	2	3 Nursery Production	4 Dip a paintbrush into some water and paint some words on a dry surface outside, such as paving slabs. You could try writing these High Frequency words; the, and, to, mum, dad, is, he, she	5
6 	7 Talk to your child about how their daily routine will change when they start full time school	8 	9 Help your child practice writing their name	10 	11 LAST DAY! Have a Lovely Summer Break!	12 
13	14 Write some high frequency words on pieces of paper & hide them around the room. Ask your child to find & read the words.	15	16 	17 Choose a picture book that you enjoy or that looks interesting. Use the words you recognise and the pictures. Can you read somebody a bedtime story?	18	19 
20		22		24 	25 	26 
27 		29		31		