

SUMMER TERM 1

2024



SPRING

WEEK 1&2


WB: 15/04/24

SPRING

WEEK 3

WB: 29/04/24

LIFE CYCLE OF A FROG



WEEK 4

WB: 06/05/24

LIFE CYCLE OF A
BUTTERFLY



WEEK 5

WB: 13/05/24

LIFE CYCLE OF A HEN



WEEK 6

WB: 20/05/24

COUNTRIES &
CONTINENTS



PSED

Spring Chit Chat

Have a discussion about Spring with opportunities for lots of vocabulary and questioning.

C&L

Spring Observation

Take a Spring signs checklist to Brocks Hill and tick off what we can see! Lots of language opportunity

PD

Observational Drawing

Observe real life flowers and draw your own version. Little artists will emerge!

EAD

Tulip Fork Painting

Using a fork, press the back into some paint and press it onto the paper to make tulip petals!

Spring

Literacy

Little Baa Story

Discuss the story and ask children to open up about their own childhood

UW

Green fingers!

Planting cress seeds! We are going to plant some cress seeds to learn about how plants grow!

Maths


Vegetable weights

Using our hands we are going to lift some vegetables and estimate which is heavier!





Life cycle of a frog



PSED

Reading!

Children will be reading 'little frog and the spring polliwog' in small groups.

C&L

Non - Fiction Books

Listen to and talk about Non - Fiction books about Frogs and their life cycles!

PD

Frog Leap!

Let's jump on the paper lily pads in the playground. Be careful of the water!

EAD

Colour mixing!

Children will be exploring colour mixing activity

LITERACY

Phonics clap!

Clap out the syllables in the words related to the life cycle of a frog!

UW

Life cycle photos

Discuss the photos of the life cycle and encourage children to talk about each stage.

MATHS

Sequencing Frogs

Cut and paste the life cycle stages in the correct order.



Life cycle of a Butterfly



PSED

Butterfly Books!

Story of the sad caterpillar who wanted to fly. Let's discuss emotions the caterpillar might have felt

C&L

Story Sequencing

Let's read The very Hungry Caterpillar! Can we order the story to find the beginning, middle and end?

PD

Butterfly life cycle cut and stick activity.

Children will work on their cutting skills as well as practising the life cycle.



UW

Let's learn Life Cycles!

Sequencing life cycle picture cards to check our understanding of the order in which changes occur

EAD

Super Symmetry

Paint a pattern on one half of the paper - fold, press and release to see your spectacular symmetrical design!

LITERACY

Caterpillar Songs


Let's sing 'There's a tiny caterpillar on a leaf' to learn about the life cycle of a Butterfly!



MATHS

Super Subitising

Using leaf cutouts and caterpillars let's subitise 1,2 and 3. See if you can choose the correct numeral card too!



PSED

Fancy feelings

Focus on the feeling in the story, 'The little Red Hen'
How did the feelings change at the end?

C&L

Be Curious!

Whilst reading 'The little Red Hen', encourage children to be inquisitive and ask lots of story related questions.

PD



Pencil Control!

Complete a dot - to - dot picture of a hen encouraging correct pencil grip and motor skills.

EAD

Sticky Fingers!

We will collage a hen using lots of different materials. We can use feathers, tissue paper, sticks, pompoms etc!



Life Cycle of a Hen

LITERACY

Children will be having ago at arranging the life cycle cards in order.


MATHS

Comparing Weight

We are going to be comparing the weight of different objects to an egg. 'An egg is lighter/ heavier than'

UW

Children will be exploring different size feathers.



COUNTRIES & CONTINENTS

PSED

My favourite food!

The children will discuss what they like and dislike about the food and compare the foods they eat at home.



C&L

Say Hello!


We will watch how different countries say 'hello' in different languages. Can they greet their friends in another language?



PD

United Kingdom playdough mats

The children will explore the different counties in the UK as well as what relates to them.



EAD

Paint the Earth!

Using green and blue paint, create a picture of the world from satellite view.



UW

Flags of the world

Children will explore flash cards of countries with their flags on. We will then draw the flags of our favourite countries.



MATHS

Comparing the sizes of different continents

Children will try and see what is "greater than" and what is "less than."




LIT

Cut and Stick!

Children will cut and stick continents onto a map. Using a pencil, they will follow dots or copy the names of the countries/continents.



Summer Term 2



Week 1

WB: 3/6/24
Summer



Week 2

WB: 10/6/24
Assessments



Week 3

WB: 17/6/24
HAJJ



We will all go to Makkah on the HAJJ
InshaAllah!

SUMMER

PSED

Children will be sharing their favourite summer activity with the other children during circle time. Children will take turns to speak & listen to each other by passing around a soft toy around the circle.

C&L

Take some time to pay attention and really listen to the sounds of summer. Play a pretend sleeping game where the children lie down quietly and concentrate on the sounds they can hear around them. Ask the children what they could hear and encourage them to describe the sounds using longer sentences and a wider range of vocabulary. Which sounds are natural, quiet or loud sounds? Try playing the game in different areas to get different experiences.

PD

Ask the children to use their imagination to draw what they associate with Summer. Provide them with visual aid such as pictures of summer clothing, weather changes and animals. Let children create their own pictures and discuss with them that they have drawn and what it represents for them



Literacy

Discuss the importance of protecting from the sun during the hot summer days. Ask the children to cut out all the sun safety items and stick them inside the suitcase. Afterwards, ask them to name all the items in the suitcase and discuss how it will protect them.

Maths

Look at capacity. Pour water using a measuring jug and containers



UW

Summer flowers. Provide a tray of summer flowers along with magnifying glasses. Invite children to look closely at the flowers and draw pictures of what they can see.

EAD

Bubble Painting

Talk with children about the summer colours. Use 5 summer paint colours. Let children wear bubble wrap on their feet and let them walk freely on a long white paper



HAJJ



PSED

Children will be learning about the significance of Hajj in Islam.


C&L

Children will be reading various Hajj stories:

- Zahir & Jamal go for Hajj
- Tell me about Hajj

PD

Observational drawing of kaaba.



LIT

Children will be creating a 'Hajj pass' and encourage children to write their names.

MATHS

Children to select a number card and pick out the corresponding number of 'stones' to match.
Build 'pillars' using blocks and encourage children to talk about which 2d shape the pillar is similar to. Prompt children to discuss the names of the shapes with each other.

UW

Children will have a go at making a Kaaba with a cube box.
Talking to the children about the history of The Holy Kaaba.
Old and New ka 'aba.
Map of Ka'aba

EAD

Children will have a go at 'Hajj roleplay'

