


# Autumn Term 2 2023




WEEK 1&2  
WB:23.10.23  
AUTUMN




WEEK 3&4  
WB:06.11.23  
LIGHT & DARK



WEEK 5&6  
WB:20.11.23  
SPACE




WEEK 7  
WB:04.12.23  
NURSERY RHYME  
WEEK



WEEK 8  
WB:11.12.23  
ASSESSMENTS

WEEK 9  
WB:18.12.23  
CONSOLIDATION





## C&L

Read the storybook called "We're going on a leaf hunt".

## PD

Leaf rubbing: place a dry leaf under a paper then rub with a crayon to see the pattern.

## PSED

Leaf faces with emotions – draw and discuss facial expressions on a leaf.

## Literacy

Drawing and colouring autumn clothing items on a person template, using the help of laminated pictures of hats, scarves, gloves.

## Maths

Make ABAB patterns using natural materials such as leaves, twigs, stones, pebbles etc.

## UW

Investigate natural materials for children to explore freely.

## EAD

Autumn Wreath Remove the centre of the plate and use the outer ring only. Apply glue around the ring then stick colourful leaves around it





## C&L

Children will be playing a listening and attention game. Place a number of light and dark themed items on a tray and cover with a blanket. You could use a battery-operated tea light, a torch, a plastic star, a small world owl and a small world bed. Discuss and name the items. Then, secretly remove one of the objects. Can the children say which one has been removed?



## PD

On a paper plate draw a line in the middle for day and night. Children can cut around pictures of what they can do during the day and night time.



## PSED

During circle time, discuss dreams that the children may have had when asleep. Encourage the children to share their favourite dreams with the group and talk about how they made them feel, for example 'the dream made me excited because...'. They may also like to share worries about the dark or dreams, which could be discussed as a group or individually.

## Literacy

Children will select a picture and match it to the correct shadow.  
Children will test theories and learn from trial and error.

## Maths


Children will be sequencing day and night routine cards. Using first, next and last prompt words to place the routine in order.


## UW

Children will be exploring different materials indoors in the dark and in the sunlight when outdoors e.g – playing with shadows.



## EAD

Children will be talking about their bedtime routine and what clothes they wear in the evening/ at night.  
We will be discussing colours of our pyjamas and creating our very own pair using collage materials.





# SPACE



## C&L

Children will be listening to the "whatever next" story. Children will be encouraged to listen attentively, and retell the story.

## PD

Children will create a space helmet using a cardboard box. This space helmet encourages imaginative play, inviting little learners to really about what they have learned about space, and put themselves in Astronaut's shoes.

## PSED

Children will be exploring a space sensory box. They will differentiate the various emotions of the planets. Children will form an understanding of their own emotions as well as the emotions of others.

## Literacy

An Alien has come to visit our school, but they don't know who we are! Children will be writing their own name tags to introduce themselves to our new friends.

## Maths


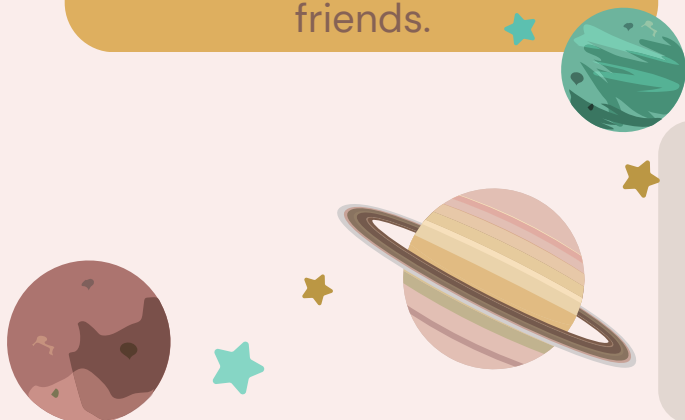
Children will explore a rocket constructed with 2D shapes. Children will be encouraged to use mathematical language and shape names to describe what they observe.

## UW


Children will be exploring some space display photos to encourage conversations about Space! We will be talking about what we can see, describing shapes and colours!

## EAD

We will be using empty recyclable materials with tinfoil and paper shapes to create rockets and spaceships.







# Nursery Rhymes



## C&L

We will be singing lots of nursery rhymes and using word and picture prompts from around the nursery to help us!

## PD

Children will be making their very own Humpty Dumpty using playdough, pipe cleaners and googly eyes!

## PSED

Children will be exploring different nursery rhymes, and completing some cut and paste activities with familiar rhymes.

## Literacy

Children will be sequencing pictures to retell the Humpty Dumpty rhyme in order.



## Maths

Children will be singing a variety of Number rhymes using props. E.G – Five little ducks using some rubber ducks etc.

## UW

We will be making stick puppets of ourselves and using them when singing 'I am not the same as you.'



## EAD

We will be creating clothes pins for our Mummies and daddies. Children will be creating bookmarks to show who their superheroes are.

